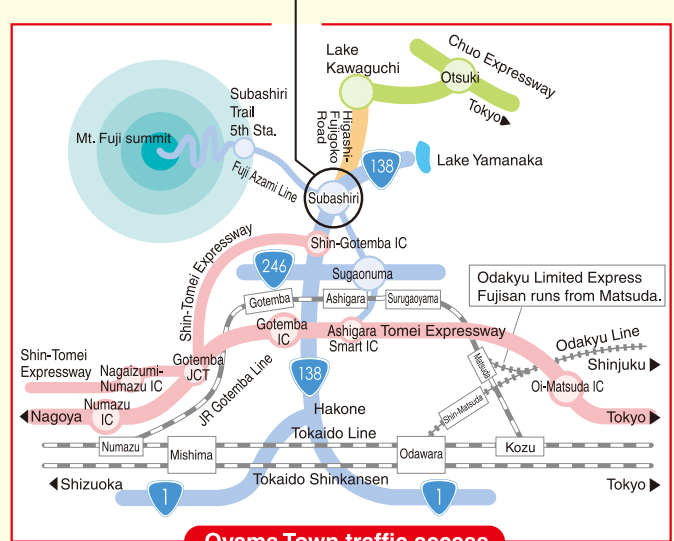
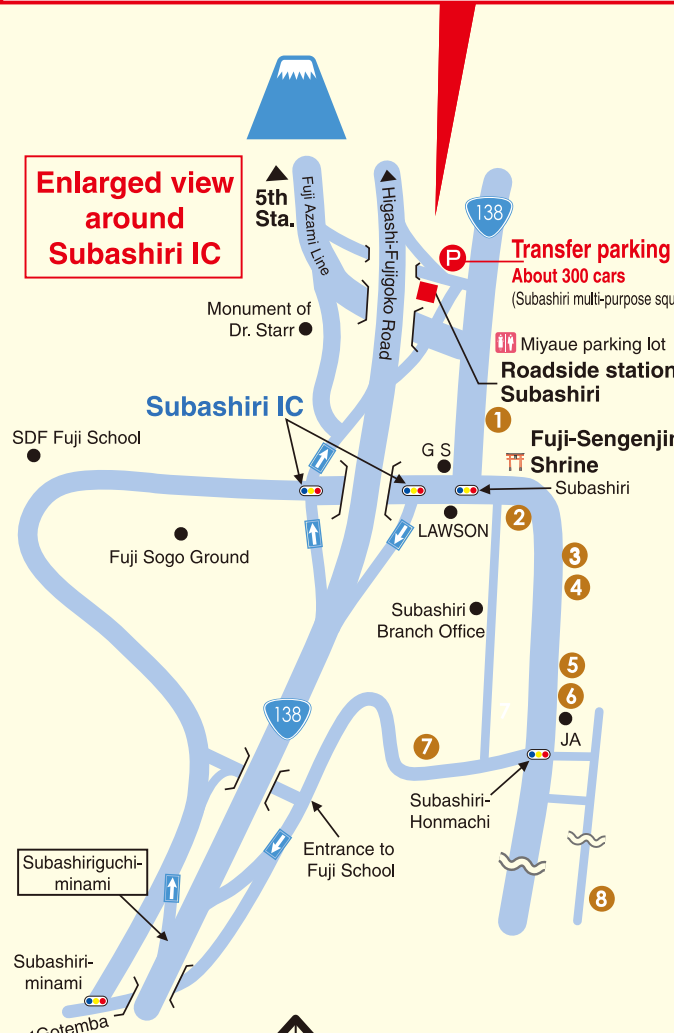


2022
SUBASHIRI
ROUTE GUIDE

Climbing Mt. Fuji Subashiri Trail



Car regulations in Fuji Azami Line
From noon Friday, July 15, 2022 to noon Wednesday, August 31, 2022



Inns at the foot of Mt. Fuji

Inn name	Location	Telephone	Capacity
1 Inn Ougiya	331-18 Subashiri, Oyama Town	0550-75-2345	100 people
2 Inn Edoya	128-1 Subashiri, Oyama Town	0550-75-3600	34 people
3 Inn Kozaru	165 Subashiri, Oyama Town	0550-75-2018	50 people
4 Inn Daishingaku	171 Subashiri, Oyama Town	0550-75-2234	30 people
5 Inn Miyuki	186-1 Subashiri, Oyama Town	0550-75-2022	20 people
6 Inn Maruyama	193 Subashiri, Oyama Town	0550-75-2056	33 people
7 Inn Asahiso	292-2 Subashiri, Oyama Town	0550-75-3200	40 people
8 Mountain Inn Shintomi	495-363 Subashiri, Oyama Town	0550-75-2632	20 people

◆For reservations, contact each inn and hotel directly. (Training camps in spring and summer can be accepted)

Mt. Fuji Conservation Donation

Mt. Fuji climbers are asked to give monetary contributions (1,000 yen or more). The collected donations will be used to help environmental conservation efforts and enhancing climber safety. The donation can be paid at the 5th station on each trail, via the internet and in convenience stores. Thank you for your donation.



- Subashiri Trail 須走ルート**
 - Gotemba Trail 御殿場ルート**
 - Fujinomiya Trail 富士宮ルート**
 - Yoshida Trail 吉田ルート**
 - Another Trail その他のルート**
- ※Dotted line means Trail Down Mountain. 点線は下山道を示す。

Mt. Fuji climbing routes are classified into four colors. 富士登山ルートは四色に色分けされています。

Fuji Subaru Line 5th Station 富士スバルライン五合目

Subashiri Trail 須走口五合目

Gotemba Trail 御殿場口新五合目

Fujinomiya Trail 富士宮口五合目

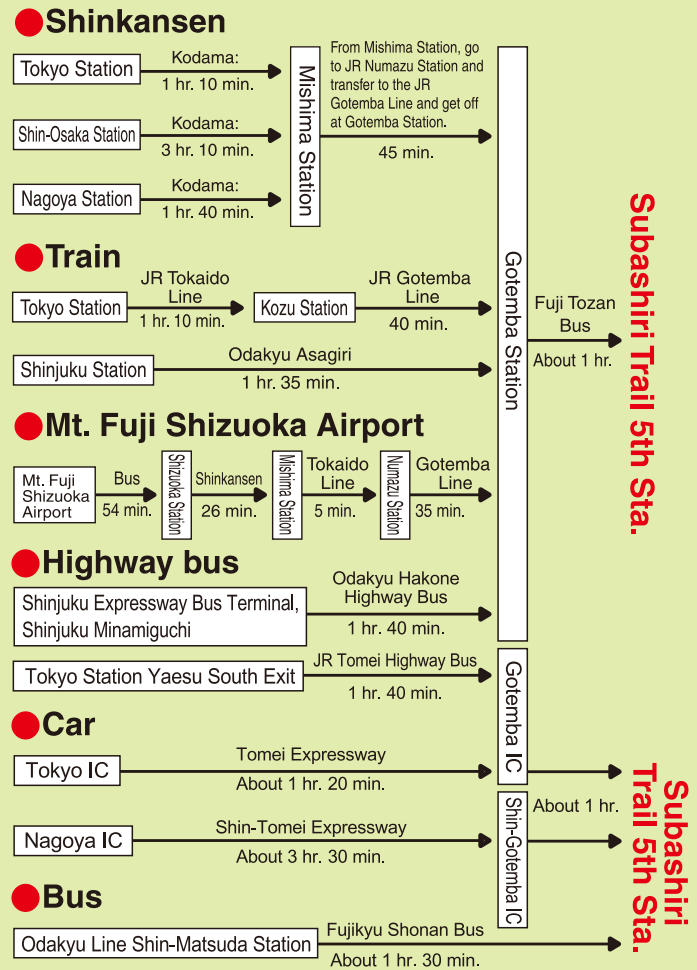
Summit Area Map 山頂地図

Legend / 凡例

- Prefectural Road
- Bus Line
- Information
- Direction
- Parking
- Toilets
- Mountain Lodge
- First Aid
- Historical Monument
- Restaurant
- Restroom
- Camp site
- Park
- Bus Stop
- STAY ON THE CORRECT PATH

※Expected climbing time varies depending on weather, course condition and each person's physical strength. Plan your trip to allow for breaks along the way. ※コースタイムは天候、コース状況、各人の体力、などににより差異が生じます。目安程度にご活用いただき、余裕をもって計画ください。

Traffic guide



Contact

Oyama Town Tourism Association
72-2 Yosawa, Oyama Town, Sunto-gun, Shizuoka Pref. 410-1326 (inside the roadside station Fujiyama)
TEL 0550-76-5000 FAX 0550-76-5006
mail: info@kanko-oyama.jp http://kanko-oyama.jp

Oyama Town, Sports and Tourism Department
57-2 Fujimagari, Oyama Town, Sunto-gun, Shizuoka Pref. 410-1395
TEL 0550-76-1111, 0550-76-6114(direct)
FAX 0550-76-2795
mail: kankou@fuji-oyama.jp http://www.fuji-oyama.jp